

Syracuse Thunderbirds Aero Radio Society



Plane Propwash



March 2020

Charter 473

The STARS April Meeting Will Be Held On-Line Wednesday April 8th, at 7:00

2020 Officers

[Paul Volcko, President](#)
[Phil Knapp, Vice President](#)
[Herb Moore, Treasurer](#)
[Jeff Wolsley, Secretary](#)
[Jeff LaPorte, Safety Officer](#)

Directors:
Michael Graham
Herb Moore, 2014
Phil Morgan *2011-2013

Volunteer Staff:
[Jeff Wolsley, Propwash Editor](#)
[Michael Graham, SYG Administrator/Club Historian](#)
[Paul Volcko, Webmaster](#)
Position Open, Field Committee
[Mike O'Neill, Facebook Admin](#)

The STARS April 2020 meeting will be held on-line April 8th, at 7:00. Paul has sent out a meeting notice that contains the website link, meeting ID, and password. If you click on the link, it should take you to the meeting.

The Spring We Thought Was Coming, Is Not

The last few weeks have been a rollercoaster, for the world, our nation, our hobby, and our club.

First of all, thank you to everyone who took the time to write a comment on the Remote ID NPRM. It's hard to imagine that the NPRM was the big talk in the hobby just a month ago. With all that's happened since the comment period closed, it seems so distant now. Anyway, thank you to everyone once again. You were part of an effort that netted over 53200 comments. The FAA took notice and there are efforts still underway to secure changes to the proposed rule.

I also want to extend a special thank you to Gary Brown for taking a particular interest in this issue and going the extra step of contacting, arranging meetings with, and educating some of our federal government representatives. He's been backed up by Michael Gosson and Herb Ziegler, but Gary has been a force to be reckoned with. While recent events have caused all other issues to be shelved, Gary's efforts should serve as a solid base to continue building on once the current crisis has abated.

Shortly after our March meeting, Chuck Levine passed along the news that Bob Wassel, a long time STARS member and avid R/C modeler, had passed away. His obituary was published on March 18th, however, he passed back on

February 14th. Sadly, his wife, Joyce, passed away on March 4th. Services for them were private. Flowers and a condolence note were sent to the funeral home for his family on behalf of the club. Michael Graham searched his archives and found a number of pictures, which have been posted to our Facebook group in an album. If you have other pictures, please get in touch with Michael Graham to pass them along for his collection.

Obit:

<https://obits.syracuse.com/obituaries/syracuse/obituary.aspx?n=robert-wassel&pid=195728276>

Album:

<https://www.facebook.com/cnystars/posts/128475278738017>

The album at that link is viewable without having to have a Facebook account.

Of course, COVID-19 blew up into an international and national problem unlike any in a great many years. As a result, pretty much all events following our March meeting ended up being canceled, including the Model Aircraft Forum and a couple of swap meets in the region and throughout the northeast. And as of this writing (March 25th) Walt's Hobby has also closed down until the NYS closure of all non-essential businesses is lifted. If this does not change it is very likely that our April meeting will

- Continued next page -

2020 STARS dues are due. Since the March meeting has passed, contact Herb Moore to make arrangements to renew your membership. Dues can be sent to the Treasurer at any time. (Herb Moore 645 Gilbert Mills Road Fulton, NY. 13069)

end up being canceled. We will decide and announce what we're doing about our April meeting on the Monday before, April 6th, via email and the Facebook group.

While the club remains open to members, as explained in club emails, we're adopting some policies and guidance to help keep our members and families safe. So far, the weather hasn't been great for flying at the club anyway, but that will change. Members are welcome to use the facilities but be mindful of the guidance we're operating under. Additionally, those with heightened risk factors are strongly encouraged to take additional precautions beyond mere distancing, such as only flying when there are very few people there, bringing everything you need with you (including charged batteries) so you do not need to go inside the pavilion, wear gloves when touching any common contact surfaces, etc. More on our COVID-19 guidance and policies while at the club can be found later in this issue.

Given how rapidly the situation has been unfolding and changing, there will not be any changes yet to the start of our Flight School, the workshop, or the other special interest evenings. Of course, if restrictions and government guidance don't improve we will end up having to postpone these. However, given how rapidly the situation has been changing there is no need or value in making that decision now.

Lastly, work has been progressing on getting the grounds ready for the coming flying season, including on the drainage and field leveling project. Bob Rowe and Josh Weaver have walked the grounds and taken measurements to determine existing grades and are formulating their drainage plan. The beavers are active again. Phil Knapp, Bill Whittaker, Mike Worth,

and others have been breaking up dams and they have found the beavers' hut. Our neighbor, Al, is applying for another nuisance permit to allow us to trap and dispose of them. Al's son did not do any trapping the last few months and is not likely to do so moving forward, so it is on us to dispose of the semi-aquatic rodents. Ultimately, we must take care of the beavers or else drainage improvements on our property will not yield much result. The water has to be reliably flowing out the creek to the wetlands to the west. If you or someone you know has beaver trapping experience, please get in touch with me. This is a problem that needs solving, the sooner the better.

Spring is around the corner. With any luck, our region will not see the COVID impact that was originally projected and we'll see some easing of restrictions before too long here in CNY. So finish up your building projects and get ready to fly!

Paul Volcko
president@amadistrictiistars.org / 315-708-2009

P.S. Since this was written, the federal govt has extended the distancing guidance until the end of April. NYS, being the current epicenter of the outbreak in the US, is likely to maintain the same guidance throughout the month as well. As such we will be postponing the flight school workshop, start of flight school, and start of heli/multicopter nights. The schedule will be discussed and updated during the month. We will also not be holding an in-person April meeting. The officers and board are testing an online option. An announcement on this possibility or the total cancelation of the April meeting will be made Monday, April 6th.

Secretary's Report: Jeff Wolsley

The March STARS regular meeting was called to order at 7:02 by President Paul Volcko. There were 14 Open members, 5 Associate members, 0 Youth members, and 1 Guest in attendance.

Secretary's Report:

The Secretary's Report from the February meeting was accepted as published in the February Propwash. Motion to accept by Mike Graham and 2nd by Bob Rowe. Carried.

Treasurer's Report: Herb Moore

There are still 6 open members with outstanding dues. 3rd penalty for late dues is in affect after the February meeting. Please contact Herb to declare your membership intentions. Purchase of new AED batteries was approved. Motion to accept the Treasury Report by Ed Nans and 2nd by Bob Rowe. Carried.

Correspondence:

The club charter is in process with the AMA.

Committee Reports:

Field Committee: Bob Rowe

Bob provided information on the field drainage and general improvement project that he and Josh Weaver are undertaking. Bob provided a map of the field (included in the Propwash) as a guide to show where drainage work is required, and fill is needed. Bob and Josh Weaver will be heading up these improvements.

Phase I- Drainage

Clean out the ditch along the west side of the property. That work will start March 15 at 10:00. A French drain will be installed under the west wet area on the map to west ditch. This will be hidden underground. The ditch pitch will be corrected as necessary to get the drainage flowing in the right direction.

Several areas of the east ditch need to be cleared and re-pitched. Larger equipment may be needed, such as a backhoe, to clear some of the more congested areas. NY Crops offered to help with the east ditch in the past. Bob/Josh will contact them and see if their offer still stands. The east ditch work will help them too.

There appears to be an issue with drainage under the driveway just off CR-12. This needs to be looked at during the cleanout of the west ditch.

Clean out of the culvert under the Townsend's driveway towards the west of the runway. The Townsends have given us permission to upgrade the culvert to increase drainage.

Clean out the existing drain tile under the field. This will require renting a tool to do this task.

Once the field has dried out, Phase II can begin.

Phase II- Fill in

Fill in the areas that are currently wet. Bob and Josh will be looking at the general field level and pitch. Corrections will be made as necessary to correct the imperfections. This phase is expected to have the most cost associated with it.

Safety Report: Jeff LaPorte

There was an issue at the Snow Fly. A non-member was flying a drone from the picnic table.

The complete AMA safety handbook is available here- <http://www.modelaircraft.org/files/100.pdf>

AMA Report: Phil Morgan

Phil thanked everyone for the write in campaign to the FAA regarding the remote ID requirement. There were approximately 53,000 letters sent to the FAA. The AMA is doing everything possible to continue this effort even though the campaign has ended, for now. We have been flying safe for 82 years with the AMA. Keep the pressure on our representatives so they are aware that we haven't forgotten about this important issue.

Gary Brown is going to Chuck Schumer's office on March 12th. He will present the same information as he did with Katco's office. Good luck!

If you don't know who your representative is, or how to contact them-

<https://whoismyrepresentative.com/>

Put in your zip code and it will tell you who your representatives are and their contact information.

If you are interested in viewing any of the comments-

<https://www.regulations.gov/docketBrowser?rpp=25&o=DESC&sb=commentDueDate&po=0&dct=PS&D=FAA-2019-1100>

The STARS website- <http://www.amadistrictiistars.org/>

The STARS Facebook page-

<https://www.facebook.com/groups/amastars/>

The AMA registration label is available here:

<https://shop.modelaircraft.org/product/airplane-id-label-10pk/398?cp=true&sbp=false>

This is a 10pk of labels for 3.99.

Flight School: Bob Rowe / Paul Volcko

Fixed Wing- April 23rd is the pre-flight check at the STARS field. Flight School starts May 7th.

Heli School – Starts April 14th.

STARS Web Site: Paul Volcko

The address is <http://www.amadistrictiistars.org>

Please view the field cam at:

<http://www.amadistrictiistars.org/cameras.php>

This is an infrared cam so you can see some activity at night.

Old Business:

Big Bird Giant Scale: Phil Knapp

Phil and Mike Amie will be hosting the Big Bird nights. Wednesday is the designated night again for 2020.

Control Line: Mike O'Neill

Mike reported at the November 2019 meeting that there are several vintage and classic control line kits on his website under the STORE tab-

<https://www.flyboyzblog.com>

Facebook:

STARS has a Facebook page. There are 118 members at this time. [Mike O'Neill](#) is the administrator.

New Business:

New Members:

New Associate member Greg Moore. Fixed wing sport/patter/3d flying. Passed unanimously.

- Continued next page -

Directorship Opening:

The Board of Directors asked Michael Graham to fill the Directorship spot that was left open by Peter Seiffert's

passing. Michael accepted appointment. The club membership in attendance voted unanimously to uphold the appointment.

Peter's wife proposed some sort of memorial to commemorate Peter. There were several ideas put up before everyone in attendance settled on naming the field in Peter's memory. A motion was made by Ed Nans and 2nd by Herb Moore to put the proposal to the full membership. Proposal was carried. The full membership will have an opportunity to vote on this proposal.

Model Aircraft Forum:

The MAF is this coming Saturday 03/14. Doors open at 9:00.

There will be food available but limited to doughnuts, pizza and drinks, including coffee.

Jim Keib from John Katco's office is planning to attend.

STARS Aircraft Show and Tell: Ed Nans

Ed has spoken to the Commander of the Civil Air Patrol. We will give an aircraft show and tell to the cadets in the CAP meeting room at Hancock Airport 04/15

Club Hat Order:

Bob Rowe mentioned that anyone interested in a new STARS Club Hat can pick one up at Papa's Sports (315-455-7272), 1926 Park Street (at Park and Hiawatha). Bob says they have the STARS club logo in their inventory. They have many different styles of hats. Just ask for the STARS logo on it.

STARS Meetings at Walt's:

The regular STARS monthly meeting will continue at Walt's Hobbytown until spring. Walt's is making their facilities available to us after normal business hours so we can hold our meetings there. We will be looking for a different meeting site for the 2020 fall/winter meetings.

Guest Columnist:

Gary Brown has provided the details of his meeting with Chuck Schumer's office in his article immediately following the STARS meeting minutes.

Adjournment:

The March 2020 regular monthly meeting of the STARS was adjourned at 8:02pm.

Secretary, Jeff Wolsley

March 31st Email to STARS Membership:

Hello STARS,

The weather heading into this weekend is looking like it will be good. Under normal conditions it probably would have been our first higher attendance day for the year. I'm not sure what people in the club are planning to do given the COVID epidemic and guidance on restricted outings. If you do come out to the club to fly or work, please keep in mind:

- We are operating members only (and immediate family). No guests. Please close the gate behind you when entering or leaving in order to prevent members of the public from coming in. I will be hanging a sign to this effect on the gate. We're normally welcoming of guests, but that isn't possible for now. While a member is at the club you do not need to re-lock the gate. Just clear the code to 0 and hang the lock in place to latch the gate in the closed position. Last person out, as always, is responsible for locking everything up.

- While at the club it is up to all of us to honor guidance on maintaining physical distance from each other and using proper sanitary practices to prevent any spread of the disease. Use the pavilion as little as possible. Use best judgement on making sure there are not too many people in the pavilion at the same time. Be courteous and do not hang out inside for very long if there are more than a few people needing to access it.

- In the pavilion, on the table to the immediate left, there is hand sanitizer and gloves for our members to use. There is also a bleach-based sanitizing spray in the cabinet (make sure to put it back in the cabinet, sunlight degrades it). Feel free to use it to wipe down common touch surfaces (locks, door handle areas, tables, outlets, switches, microwave, coffee maker, port-a-john lock and handle, etc.). This can't be done enough so help everyone out and do it if you haven't seen it done in the last hour while people are there.

- We have a lot of space outside, 6ft separation should be easy to do as a minimum. If possible, charge batteries before coming to the club. If weather is good, setup a table or two outside with the power strips (they'll be put in the pavilion) so people can charge outside the pavilion. This is particularly important if there are more than a few people at the club flying, to make it easier to not crowd inside the pavilion and maintain separation distance.

- To get the lock code you need to renew for the year so Herb can send you your 2020 membership card. Club membership needs to be current for 2020 and AMA membership needs to be up to date as well. Club dues are \$60 for open members, \$75 for associates. Renewals can be mailed to Herb Moore (checks made out to STARS) at 645 Gilbert Mills Road, Fulton, NY 13069.

- As always, you must have current AMA and club membership in order to fly at the club.

- As mentioned in the prior email, we will not be stocking food or using the refrigerator or freezer until this is over. We will not be cooking at the club until this is over. Bring your food and drinks with you. Some of you have likely read or heard of clubs in the region that have decided to close. In at least one case this was done not because of state or federal guidance, but because the town the club is in instituted more stringent rules than the state or federal government has, going so far as to require golf courses, parks, and other public spaces (non-exempt) of all kinds to close. I do not know if that is the case for all of them, I suspect not. But it seems to be the understanding that our clubs, in general, are functionally equivalent to parks and golf courses and other open spaces that are not closed by the county, state, or federal rules in place. So long as we are careful to maintain physical separation, practice good sanitizing measures, and are careful about using the pavilion I think we can remain open, present minimal risk to our members and community, and provide a much needed outdoor recreational spot for our members and their families through this ordeal.

Sincerely,
Paul

president@amadistrictiistars.org / 315-708-2009

Perspective on Politics, The Fight to Save Aeromodelling

March 30, 2020

By Gary Brown

As some of you may know, Herb Ziegler, our District 2 A.V.P., Mike Gosson, and myself have been in contact with the offices of our elected federal representatives. They are Representative John Katko of the N.Y.S. 24th Congressional district, and Senator Chuck Schumer, one of two New York State senators.

We have had one meeting on 02/12/20 with the local manager of Rep. Katko's Syracuse office, and a separate tele-con (02/27/20) with a staff member in the Washington office. So far, their views seem sympathetic to our cause. Interestingly enough, John Katko serves on the House Committee on Transportation and Infrastructure and is also a member of the House Subcommittee on Aviation. And, one of the topics of jurisdiction for the House Subcommittee on Aviation is none other than "Unmanned aircraft systems (UAS), and other new aircraft." So, I believe, we just might have in our local congressman an individual who might command more attention at the FAA.

The other meeting was on 03/12/20 was with Senator Schumer's Syracuse office staffers. Surprisingly, both had witnessed model aircraft flights, and knew a little about the sport. We also came away from that meeting with the feeling that had some level of sympathy as well. They promised to bring the subject up at a staff meeting with Schumer and get back to me with a response.

I have also contacted the office of Senator Kirsten Gillibrand several times and received no response to date. However, once we get on the downside of the Corona Virus curve, I intend to ramp up the attempts to contact her office to present our position on the FAA Remote I.D. NPRM.

My plan going into the summer months as the FAA mulls over its 52,000 responses is to maintain a dialog with our trio of federal level representatives.

My prime objectives are to:

- 1) Present, and discuss the A.M.A. position, in general, on the FAA's Remote I.D. for UAS NPRM.
- 2) Ask for a commitment of support of the A.M.A.'s position.
- 3) Ask for that support to be translated into meaningful action to bring about beneficial change to the NPRM.

Tyler Dobbs, in his April Model Aviation column, says the A.M.A. will likely be asking the membership to contact its federal representatives. It's very easy to do that, just Google the desired name and click on their website. They all make it very easy to send an e-mail. If you don't do e-mails, send a neatly handwritten note. Doesn't have to be fancy, or lengthily, I recall a high school social studies teacher who encouraged her students to contact their congressmen and senators, and all she ever used were penny postcards to get the job done!!

So, there will be more to come on this subject, and we cannot let it "fall asleep" while the FAA reviews the response to NPRM. The fight is only just beginning. The FAA has delivered our "Pearl Harbor" attack on model aviation with their Remote I.D. NPRM. If we ever see a victory, it will only be after loud, clear, and frequent messages of protest to our elected representatives.

NOTICE EVENT DATES MAY CHANGE OR CANCELLED OUTRIGHT.

Calendar of Events for March and beyond:

Editor's Note- Also watch your e-mail for sudden changes to events like cancellations or re-scheduling due to weather.

March 14- Model Aircraft Forum **CANCELLED**

March 21/28- STARS Field Clean Up
LIMITED

March 21- [Canandaigua Sky Chiefs](#) Swap Meet
CANCELLED

April 14- Heli Night/Flight School begins
DELAYED Date TBD

April 18- [Finger Lakes Air Pirates](#) Swap Meet
POSTPONED. Raffle will still take place.

April 23- STARS Pre-flight check out for
Fixed Wing Flight School **DELAYED**
Date TBD

Click here → [AMA DII Additional events](#)

May 7- Fixed Wing Flight School begins
DELAYED Date TBD

June 6-7- [Canandaigua Sky Chiefs](#) pattern
Contest

June 26-27- [Warbirds Over Chenango Bridge](#)

July 11- STARS HeliJam Rain date is July 12

August 7-9 – [Festival of Giants](#)

August 15 – **NEW DATE** STARS Airshow
Aug. 16 rain date

Sept. 12- STARS Quad FPV racing

Oct. 3- Ringmaster Fly-a-thon

STARS Flight Schools- *Now it's too late to join a flight school!*

2019 Flight Schools have come to an end. See you at the 2020 Flight Schools.

Fixed Wing Flight School – Preflight workshop/inspection 04/23. **DELAYED Date TBD**
Classes start May 7 and run thru September 3rd. **DELAYED Date TBD**

Heli Night – Classes start April 14 and run thru October 6th. **DELAYED Date TBD**

Big Bird- Big Bird night will be every Wednesday 2020. **DELAYED Date TBD**

The indoor schedule for the 2019-20 season is winding up. Due to the virus situation the schedules may be revised.

Camillus Indoor Aviators (CIA) Indoor flying at First Baptist Church located at 1960 State Route 5 in Elbridge **NEED TO CONFIRM** Tuesday and Friday 6:00 to 9:00 and the first Saturday of each month 4:00 to 9:00 (2.4GHz only)

CNY Indoor Flying Society Please visit the web page for details before attending. Sacred Heart Catholic Church on Route 11, Just South of Cicero, NY. **NEED TO CONFIRM** Tuesdays and Thursdays 12:30-4:00. Saturdays 6:00-9:00.

Walt's Hobbytown- Indoor flying will be available at Walt's during normal business hours. Flying ends 1/2 hour before closing time. \$5.00 landing fee. Please contact Walt's Hobbytown for further details.

MexAir R/C Indoor flying starting **NEED TO CONFIRM** October 14 thru April, Friday night from 6pm-9pm at the Mexico Elementary School located in Mexico, NY. There is a \$5 charge for any adults who wish to fly. Anyone ages 19 or below fly for free!!



S.T.A.R.S.

Flight Training Program

2020



When?

Every Th
May 6

DELAYED.

10 AM to Sunset
03, 2020

NEW DATE TBD.

Where?

At the S.T.A.R.S. field in Phoenix, New York

649 County Route 12, Pennellville, NY 13132
N43.23696, W76.24550

Who?

Anyone wanting to learn to fly powered R/C model airplanes!! You do **not** have to be a Club member and all lessons are free. Each student must furnish his/her own plane and radio equipment and also must hold a current membership in the Academy of Model Aeronautics aircraft association in order to fly.

PreFlight Workshop

Held at S
Thu

DELAYED.

Phoenix, NY
PM

NEW DATE TBD.

Interested?

Contact:

SENIOR FLIGHT INSTRUCTOR: Bob Rowe (315/474-8428)

Syracuse Thunderbirds Aero Radio Society

Phoenix, NY

Charter 473



S.T.A.R.S. 2020 Helicopter & Multirotor Night

All skill levels welcome but must be an AMA member to fly and provide your own outdoor capable Heli or Multirotor.

Build help and flight instruction available.

Tuesday e

DELAYED.

October 06

NEW DATE TBD.

Come out and join us for fun, food and good flying



S.T.A.R.S.

www.amadistrictiistars.org

www.facebook.com/cnvstars/

Charter 473 AMA Sanctioned

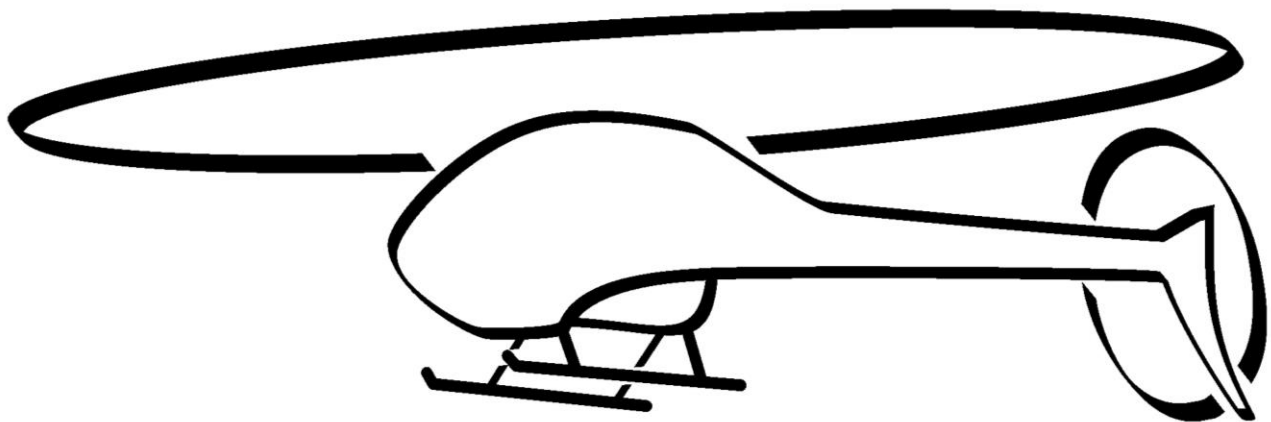
Presents the 11th Annual

CNY Heli-Jam

Saturday, July 11, 2020

(Rain date: Sunday, July 12, 2020)

9 AM to 5 PM



At the STARS Field located at north of Phoenix, NY, on County Route 12
(See map on back)

Ample room for parking & overnight camping - no hookups
Food and beverages available

No parking fee, landing fee or pre-registration

AMA Required

Gate opens at 8 AM - Pilot's meeting at 8:50 AM

For more information, contact Paul Volcko, at 315-708-2009 or email helijam@amadistrictiistars.org



S.T.A.R.S.

Jacket Order Form



The STARS Club jacket is a blue, three season, satin finished, quilt lined jacket with the Club logo on the back and your name embroidered on the front over the left breast.

The prices: \$88.40 for S, M, L, XL; \$90.40 for 2XL; \$92.40 for 3XL

Name: _____

Address: _____

Phone: _____

Name desired on jacket: _____

Send form to: Phil Morgan
9172 Beach Road
Brewerton, NY 13029

Checks payable to: Phil Morgan (Not the STARS)

IMAA Big Bird Safety Checklist

Balance

Is the longitudinal center of gravity (for and aft) within the range shown on the plans?

Is the model balanced laterally (side to side)?

Alignment

Are all the flying surfaces at the proper angle relative to each other?

Are there any twists in the wing?

Do the wings and removable tailplane seat properly on the fuselage every time?

Is the engine set at the proper thrust angle as shown on the plans?

Control Surfaces

Are all control surfaces securely attached? (i.e., hinges glued, pinned). Pull on each one to test.

Are the control horns secured to the model?

Control Linkages

Have all the linkages been checked to be sure they are secure?

Are the clevises closed? (Keepers or fuel tubing should be fitted to ensure they stay closed)

Engine / Motor Mount Security and Operation

Are all engine mount screws tight, including mount to bulkhead if applicable?

Are the propeller bolts and/or spinner tight? If a single nut, is there a safety nut as well?

Does the throttle work without binding?

Does the throttle trim tab shut down the engine?

Has the propeller been balanced and checked for damage?

Are the propeller tips painted a contrasting color? (while not essential it makes the propeller much easier to see)

Has the engine been thoroughly test run? (engine idle and throttle up properly)

Is the fuel tank installed correctly? (i.e., carburetor at the same height as fuel tank, fuel tank clunk in proper position and moving freely, fuel lines in good condition and connected to the engine correctly)

Radio Equipment

Are the receiver and the battery securely mounted and padded with foam to protect from vibration and shock?

Are all the electrical connectors secure?

Is the receiver antenna fully extended and in good condition?

Are the batteries charged and in good condition (check under load with a volt meter if unsure)?

Are all servo securely fastened to the rails or trays?

Are servo arms firmly attached with screw in place?

Are all push rods firmly secured in servo arms (again keepers or fuel tubing should be fitted)?

Are the control throws in the correct direction with proper amount of deflection (as per plan)?

Rudder & tail wheel: Left stick should move the rear of the rudder and tail wheel to the left.

Nose wheel: Left stick should move the front of the nose wheel to the left

Aileron: left stick should move left aileron up and right down.

Elevator: Pulling back on the stick should move the back of the elevator up.

Canard: Pulling back on the stick (elevator) should make the front of the canard move up

Throttle: With trim set fully forward, pushing the stick forward should open throttle fully. With trim set fully backward, pulling the stick back should fully close the throttle.

Has a full range check been performed? (see below)

Undercarriage (where fitted)

Is the undercarriage firmly attached to airframe and the wheels securely retained?

Does aircraft taxi in a straight line?

General

Is the covering tight with no visible signs of damage?

Are the retaining bolts in place and secure?

Are any hatches, cowls and canopies secure?

Are all components structurally sound?

Is your name and contact details marked on the model somewhere easily visible? (in case it's lost)

Range Checking the radio

Verify frequency is available and mark it as yours if necessary.

Turn on transmitter check the correct model is selected (if applicable) and then turn on the receiver.

Important: make sure the transmitter aerial is down fully.

Ask someone to help and walk away from the model until signs of loss of control is apparent. If electric powered ensure that the range is not worse with the motor running.

Before EVERY flight:

Check the receiver battery pack to ensure enough charge for the flight intended.

Check for damage and the control throw direction of all surfaces.

Advertisements:



Store Hours:

Monday/Friday: 9:00am-9:00pm -- Tuesday/Wednesday/Thursday: 9:00am-6:00pm -- Saturday: 10:00am-5:00pm -- Sunday: 11:00am-5:00pm

Phone Number:

(315) 453-2291

waltshobby.com



Open 10-7 Tuesday thru Sunday.

315-532-6826

www.mexairrc.com

www.facebook.com/mexairrc

**Winner of AMA 2015 Hobby Shop Award
for signing up new AMA members.**

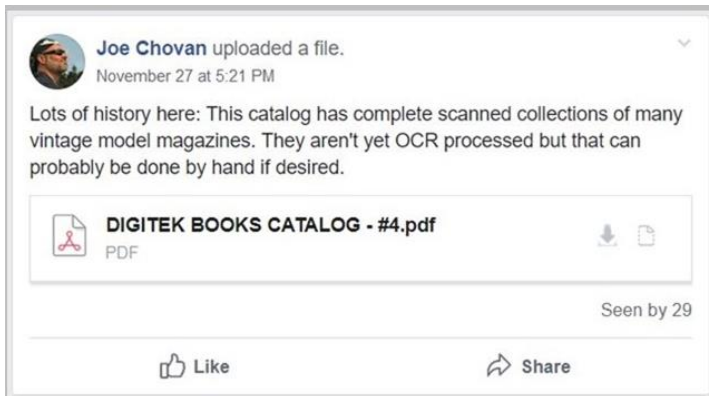
FOR SALE:

Please visit the Southern Tier RC Swap Shop. Dan Luchaco has included me in his mailing list. The current edition is sent along with the Propwash in the monthly email. All contact information is included with the ads.

Michael Graham Forwarded this- Digital Magazine Copies For Sale



**DIGITEK BOOKS
CATALOG - #4.pdf**



Joe Chovan uploaded a file.
November 27 at 5:21 PM

Lots of history here: This catalog has complete scanned collections of many vintage model magazines. They aren't yet OCR processed but that can probably be done by hand if desired.

DIGITEK BOOKS CATALOG - #4.pdf
PDF

Seen by 29

Like Share

So, I downloaded the pdf and it is attached.

Roland Friestad evidently owns the Digitek Book company and has a nifty way of doing business:

ORDERS ARE BURNED TO A FLASH MEMORY DRIVE THAT PLUGS INTO A USB PORT AND ACTS JUST LIKE ANOTHER DISK DRIVE - ALLOW UP TO 10 DAYS TO PROCESS YOUR ORDER.

ORDERS ARE SENT VIA FIRST CLASS MAIL - POSTAGE IS PAID FOR DELIVERY WORLD WIDE AT NO ADDITIONAL COST.

IF THE TOTAL COST OF YOUR ITEMS IS LESS THAN THE MINIMUM ORDER OF \$25.00, AN ADDITIONAL CHARGE WILL BE ADDED TO TO YOUR ORDER TO MAKE THE MINIMUM ORDER AMOUNT OF \$25.00

NOTE --- FOR ORDERS TOTALING LESS THAN \$25 YOU MAY AS WELL ADD ADDITIONAL ITEMS SINCE YOU WILL BE PAYING THE \$25 MINIMUM EITHER WAY.

If you want to list modeling items for sale, R/C services offered, or a really neat R/C web site, this would be a good spot. Free for members. Send your advertisement by e-mail to jwolsley@verizon.net. Please put STARS ADVERTISEMENT in the subject line.

Links-

This Mike O'Neill's website to check out- <http://www.flyboyzblog.com/>

This site has articles pertaining to both full scale and model aircraft. Check it out.

Howard Blair found an interesting video from YouTube on micro flight

<http://www.youtube.com/watch?v=fuoFA2fKjEo&feature=fvst>

Tom Catalino pointed out this site. An excellent site for Lipo battery info-

<http://sites.google.com/site/tjinguytech/charging-how-tos/balance-connectors>

Peter Seiffert sent along the following web site- www.servodatabase.com/servos/all

Mike Graham has a torque conversion chart-



Servo Torque
Conversion Chart.pdf

Arming Switch Information-

AMP'D- Arming The Big Boys, by Greg Covey November 2007

http://www.rcuniverse.com/magazine/article_display.cfm?article_id=950

RunRyder- How To Make A Spark Arrestor for an ESC by Lucien Miller

<http://www.helifreak.com/archive/index.php/t-289393.html> look down to the post from gbidwell from 4-24-2011 0601am. That's the exact article that I have from RunRyder.

Note- Many of the newer ESC's have a built in spark arrestor. If you still see and hear the spark, this is a good idea to save the plugs.

The link for the AMA DII Calendar is:

<http://www.amadistrictii.org>

The link for the club yahoo users group is:

http://groups.yahoo.com/grjwoup/stars_club_members/ (Don't forget to sign in)

The link for the STARS club home page at DII is

<http://www.amadistrictiistars.org/>

The link for the STARS club web cam is:

<http://www.amadistrictiistars.org/scam.html>

The Propwash News Letter is also available at YAHOO GROUPS. The current news letter and previous years/months are viewable and printable from there.

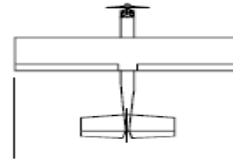
Please contact Mike Graham tanjmg82@aol.com to join the STARS Yahoo group. Send Mike an email asking to join from your preferred email account. Mike will then reply with an invite to join the group. The invitation contains the links and instructions necessary to join.



STARS Field Satellite photo

A satellite photo with the new shed is still not available

STARS Field Rules



1. General:

- A. License: All pilots, students, and flying guests *must* have a current membership in a nationally recognized model aircraft association in order to fly. Those pilots participating in the Park Pilot Membership Program must fly models that weigh two pounds or less and be incapable of reaching speeds greater than 60 mph. They must be electric or rubber powered, or of any similar *quiet* means of propulsion.
- B. Spectators: Only those people essential to flight operations will be permitted in the pit area; all others will remain on the spectator side of the fence.
- C. Impound: All pilots, students, and flying guests must place their transmitter(s) in the impound area immediately upon arriving at the field.
- D. Vehicles: Vehicles will not be permitted *on* the flying field.
- E. Crash Debris: Pilots must retrieve all pieces of their aircraft after a crash. Particularly, attention must be made to obtaining all pieces of aircraft that land in the neighboring fields under cultivation.
- F. Trash: All members will take home their own trash.
- G. Alcoholic Beverages: Members will not consume alcoholic beverages prior to, nor during, participation in any *modeling* operations.
- H. Smoking: Smoking will not be permitted in the pit area or on the flight line.
- I. Mowing: Flying on the field will not be permitted if the field is being mowed or maintained.

2. Transmitters:

- A. Frequency Control (*For non 2.4 GHz transmitters only*): All members, students, and guests *must make use of the field frequency control system*. Each pilot will obtain the correct frequency flag (or pin) from the impound board and attach it to his/her transmitter before attempting to fly.
- B. Range Checks: Each pilot will conduct a successful radio equipment ground range check before flying a new or repaired aircraft and prior to each flying session.

3. Engines:

- A. All internal combustion engines run at the field will have a silencer (except for small displacements of .09 cubic inches or less).
- B. When running an engine in the pits, keep neighboring personnel behind the prop arc.

4. Flying:

- A. Boundaries: Flying over the pit area or the spectator side of the fence is prohibited, unless beyond the control of the pilot(s).
- B. Taxing: Taxing is prohibited in the pit area!
- C. Flying:
 - (1). Pilots will initiate their first turn after takeoff away from the pit and spectator areas.
 - (2). Engines will not be started before 9 AM Monday through Saturday and 11 AM on Sunday (*electrics may start at 10 AM*), unless approved by the Event Director.
 - (3). No more than three aircraft will be permitted in the air at one time.
 - (4). All flying will be conducted from the designated flight boxes.
 - (5). Hand launching of aircraft is prohibited from the pits.
 - (6). Flight operations will cease during electrical storms.

5. Guests:

- A. All guests must have a current membership in a nationally recognized model aircraft association in order to fly.
- B. Guests may fly at the field only with the approval of a member in good standing and only as long as a sponsoring member *remains at the field*. Guests will not fly unattended.

- C. A local guest will be allowed to fly at the field on three (3) separate occasions and then will be asked to join the Club.
- D. An out-of-town guest may make arrangements with the Club to fly at the field while visiting the area. The Club Officers and the Safety Officer will handle each out-of-town visitor on a case-by-case basis.
- E. *All guests are required to extend every courtesy to current members sharing the same flying frequency*. But when there is a conflict over who shall fly, the Club member will have the first option to fly. Both the guest and the members should use common sense while sharing the flight line or using the same radio frequencies.

6. RC Aircraft Utilizing "First Person View" Systems (AMA Document 550):

A. GENERAL:

- (1). FPV flying of radio control model aircraft by AMA members is allowed only for noncommercial purposes as a hobby/recreational and/or competition activity.
- (2). All FPV flights must be conducted in accordance with AMA's current National Model Aircraft Safety Code and any additional rules specific to the flying site/location.

B. OPERATIONS – REQUIREMENTS - LIMITATIONS:

- (1). *AMA FPV novice pilots undergoing training with an experienced AMA FPV pilot should use a buddy-box system if practicing at a low altitude (below 100 feet) or practice at a safer, higher, altitude when no buddy-box system is an option.*
- (2). All FPV flights require an AMA FPV pilot to have an AMA FPV spotter next to him/her maintaining VLOS with the FPV aircraft throughout its flight.
- (3). The FPV pilot must brief the FPV spotter on the FPV spotter's duties, communications and hand-over control procedures before FPV flight.
- (4). The AMA FPV spotter must communicate with the FPV pilot to ensure the FPV aircraft remains within VLOS, warning the FPV pilot of approaching aircraft, and when avoidance techniques are necessary.
- (5). The FPV spotter may at any time during an FPV flight acquire the transmitter from the FPV pilot and assume VLOS control of the aircraft.
- (6). If the FPV pilot experiences a problem due to a loss of video link, orientation, or is unable to safely fly, he/she must abandon FPV mode and fly VLOS or pass the RC transmitter to the FPV spotter to assume VLOS control of the aircraft.
- (7). Before initial FPV flight and after any flight system changes or repairs, FPV model aircraft must be test flown by conventional VLOS to determine that flight systems are working properly.
- (8). FPV model aircraft must use frequencies approved by the FCC for both the RC system and the wireless video system. Pilots must meet applicable FCC licensing requirements if they choose to operate the RC flight control system or the wireless video system on Amateur Band frequencies.

C. RANGE – ALTITUDE – WEIGHT – SPEED:

- (1). One of the requirements in Federal Law (Public Law 112-95 Sec 336 (c) (2) February 14, 2012) for model aircraft to be excluded from FAA regulations is that model aircraft be flown within VLOS of the operator.
- (2). Model aircraft flown using FPV must remain at or below 400 feet AGL when within 3 miles of an airport as specified in the AMA Safety Code.
- (3). Model aircraft flown FPV are limited to a weight (including fuel, batteries, and onboard FPV equipment) of **55 lbs.** and a speed of **100 mph**.

STARS

Field Protocol

Dedicated to responsible
RC fun with safety by
choice, not chance.

1. General:

- A. Civil and courteous behavior is required at the field at all times.
- B. Safety is paramount and everyone's business. Use common sense in all matters.
- C. It is strongly recommended that you do not fly alone.
- D. Learn where the First Aid station is located and inform the Field Committee if material has been issued from it.
- E. When opening or closing combination locks, *always* set the wheels to 0000.
- F. Last member out must close and lock the refrigerators, pavilion, and main gate.
- G. Cell phones are not to be used on the flight line or in the pavilion near the transmitters.

2. Engine Courtesy:

- A. Long term tuning and initial break-in should be conducted away from the pits and spectators (usually at the engine break-in stand).
- B. Do not direct prop wash at other modelers, their aircraft, equipment, or bystanders behind the pit fence. Kindly inform those bystanders near the fence that you intend to start an engine before you do so.

2. Flying Courtesy:

- A. Any person wishing to enter an active flying field or runway to cross same or to retrieve an aircraft, must loudly announce their intention to all fliers on the flight line.
- B. A "landing" aircraft has the right of way over an aircraft "taking-off".
- C. A "dead stick" aircraft has the right of way over all others.
- D. All take-off and landing attempts must be announced to other pilots on the flight line. Take-offs are normally announced by saying "taking off", and landings are announced by saying "landing" or coming in". Dead stick landings are announced clearly to all pilots in the pits and on the flight line by saying "dead stick".
- E. A pilot having difficulty in controlling his/her aircraft must announce to all in the pits and on the flight line that he/she is experiencing radio or mechanical problems. Pilots on the ground preparing to fly will turn off their transmitters and wait for the problem to be resolved before continuing to fly. Fliers in the air will stay clear of the aircraft in distress and will land, if possible, as long as it does not contribute to the crisis. All personnel near the pit area must be alerted to the situation.
- F. If a crash occurs on the field or in the pits, all flying will stop until the accident has been investigated and the debris has been cleared from the field.
- G. Normal flight duration is 10 minutes. Obviously, flight time may be extended if there are no other pilots waiting to fly or waiting for a particular radio channel.
- H. When you have finished flying, please return your transmitter to the impound.

3. Good Earth Policy:

- A. Place recyclables in the appropriate container in the pavilion.
- B. Turn off all pavilion lights when departing the field for the night.
- C. The field does not have a trash removal service. If you carry anything to the field, carry it back out.
- D. If a pilot or guest brings a pet to the field, he/she will be responsible for supervising the animal's conduct while at the field. Please observe all appropriate Field Rules.
- E. If you smoke, please place all cigarette butts in the butt cans in the field.
- F. Do not throw cans or bottles or any other trash in the outhouse pits.
- G. DO NOT DRINK THE WELL WATER. Well water is to be used for washing only.

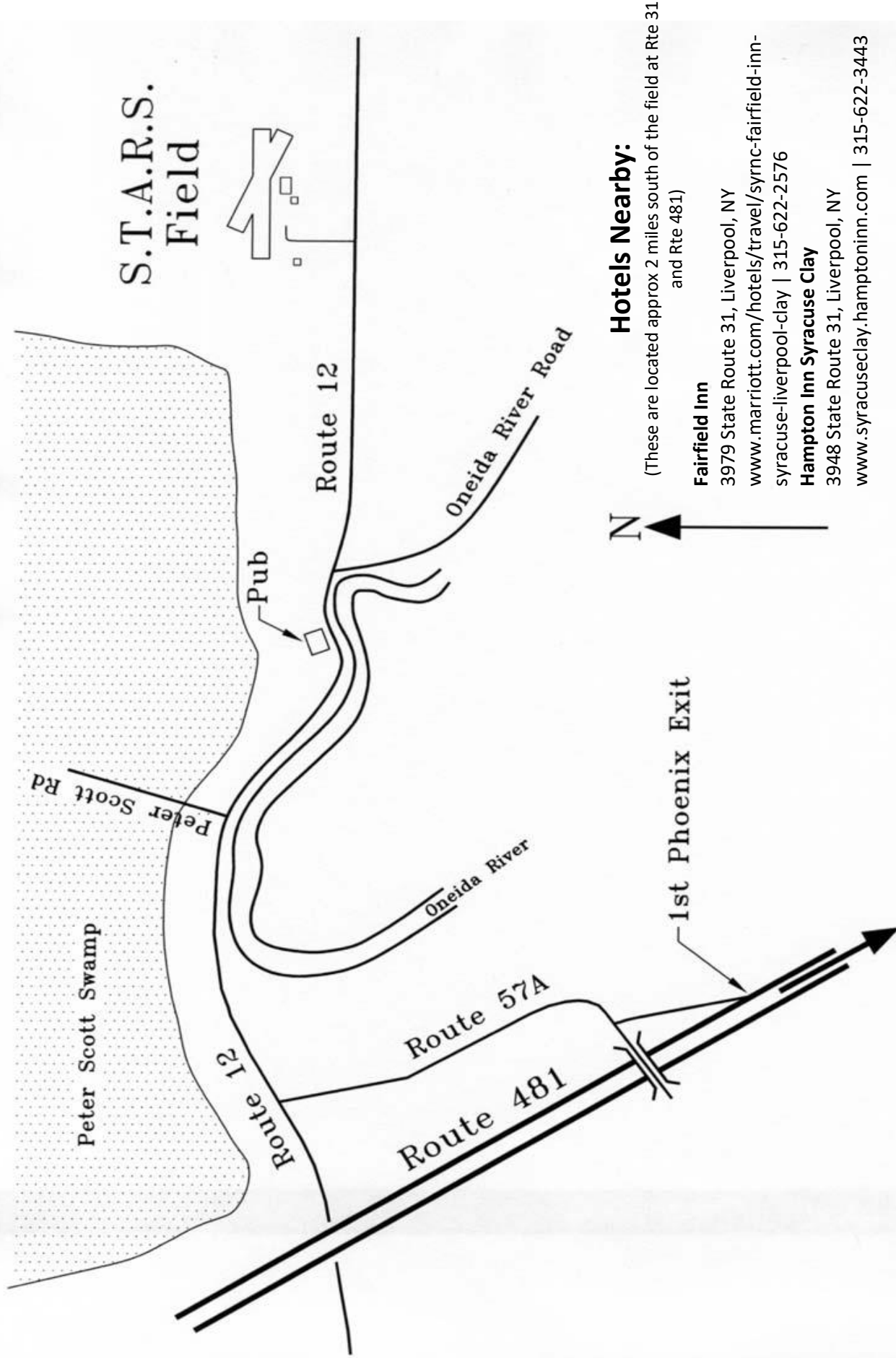
4. Replacement Courtesy:

- A. Where an individual's plane or property is damaged by the actions of another individual, it will be the responsibility of the two parties to resolve the situation in an appropriate manner.

STARS POLICY REGARDING PHOTOGRAPHY

- STARS is a membership organization organized under the laws of the State of New York.
- The STARS flying field, located in Phoenix, New York, is owned by STARS, and as such, is privately owned property.
- The purpose of this policy is to limit and restrict the reproduction of images, in any form, of the STARS property and the activities which occur thereon.
- While the STARS property is privately owned, members, guests, and the general public are welcome at the field during published field hours of operation. Members, guests and the public must adhere to all rules imposed by STARS regarding entry upon and/or the use of STARS property, including the STARS policy on photography.
- The reproduction of images of the STARS field or the activities thereon, in any form, is a privilege and not a right.
- Except as provided below, the reproduction of images of the STARS field or activities thereon in any form, including, but not limited to film and digital still photography, and video photography in either film or digital form, is strictly forbidden.
- Violation of this policy will result in immediate expulsion of the violator from the STARS premises, and may subject the violator to criminal and/or civil sanctions and penalties.
- Members in good standing of STARS shall be exempt from the above requirements so long as any images or video produced of the STARS premises or the activities thereon are for personal and non-commercial use.
- Guests and the general public may be permitted to photograph or video the STARS property and activities thereon, but only for personal and non-commercial use, and only with the prior written consent of the Club's executive board.

Map to the STARS



S.T.A.R.S.
Field

Route 12

Oneida River Road

Pub

Peter Scott Rd

Peter Scott Swamp

Route 12

Route 57A

Route 481

N

1st Phoenix Exit

To No. Syracuse
and Route 81

Hotels Nearby:

(These are located approx 2 miles south of the field at Rte 31 and Rte 481)

Fairfield Inn

3979 State Route 31, Liverpool, NY
www.marriott.com/hotels/travel/syrnc-fairfield-inn-syracuse-liverpool-clay | 315-622-2576

Hampton Inn Syracuse Clay

3948 State Route 31, Liverpool, NY
www.syracuseclay.hamptoninn.com | 315-622-3443

N43.23696, W76.24550

starsmap.dwg
rev 12 Feb 03

Map to S.T.A.R.S. Flying Field in Phoenix, New York

